

Performance and risk statistics¹

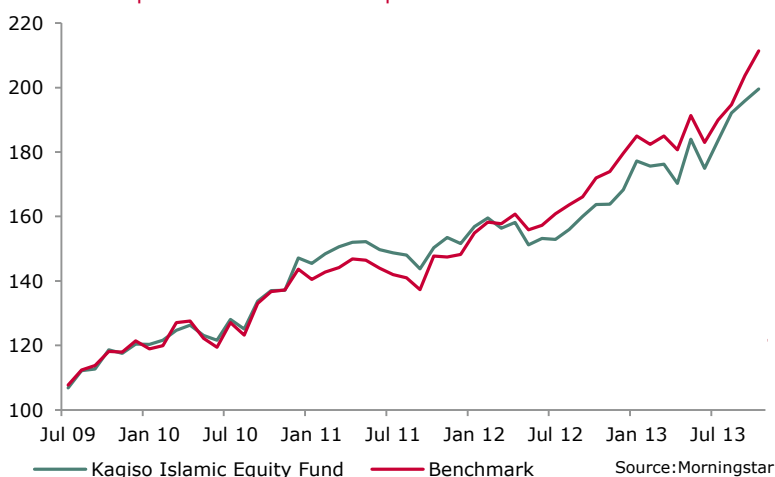
	Fund	Benchmark	Outperformance
1 year	21.9%	22.9%	-1.0%
2 years	15.2%	19.6%	-4.4%
3 years	13.4%	15.7%	-2.3%
Since inception	17.3%	18.9%	-1.6%


All performances annualised

	Fund	Benchmark
Annualised deviation	10.4%	10.6%
Sharpe ratio	1.1	1.2
Maximum gain*	18.6%	18.7%
Maximum drawdown*	-5.6%	-6.5%
% Positive months	67.3%	67.3%

*Maximum % increase/decline over any period

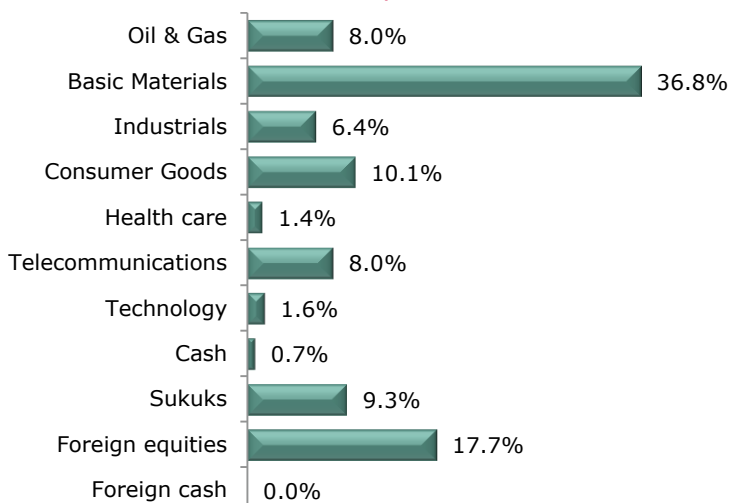
Cumulative performance since inception



Portfolio manager	Abdulazeez Davids
Fund category	South African - Equity - General
Fund objective	A Sharia compliant fund that aims to provide steady capital growth and a total portfolio return that is better than the average general equity fund.
Risk profile	 Medium - High
Suitable for	Muslim investors seeking a Sharia-compliant portfolio of South African equities, who are in their wealth accumulation phase. Investors would be able to withstand short-term market fluctuations in pursuit of maximum capital growth over the long term.
Benchmark	South African - Equity - General funds mean
Launch date	13 July 2009
Fund size	R321.0 million
NAV	192.82 cents
Distribution dates	30 June, 31 December
Last distribution	30 June 2013: 1.38 cpu
Minimum investment	Lump sum: R5 000; Debit order: R500
Fees (excl. VAT)	Initial fee: 0.00% Financial adviser fee: max 3.00% Ongoing advice fee: max 1.00% pa Annual management fee: 1.00%
TER²	1.30%
Sharia advisory and supervisory board	Members: Sheigh Mohammed Tauha Karaan Mufti Zubair Bayat Mufti Ahmed Suliman

Unconventional thinking. Superior performance

Effective asset allocation exposure



Top ten equity holdings

Equity Holding	% of fund
Sasol	8.0
Anglo American	7.6
Microsoft Corporation	6.4
MTN	6.2
Tongaat Hulett	5.7
Mondi	4.3
Anglo Platinum	3.9
Lonmin	3.7
African Rainbow Minerals	3.3
AECI	3.0
Total	52.1

The Kagiso unit trust fund range is offered by Kagiso Collective Investments Limited (Kagiso), registration number 2010/009289/06, a voting member of the Association for Savings and Investment SA (ASISA). Kagiso is a subsidiary of Kagiso Asset Management (Pty) Limited [a licensed financial services provider (FSP No. 784)], the investment manager of the unit trust funds.

Unit trusts are generally medium to long-term investments. The value of units will fluctuate and past performance should not be used as a guide for future performance. Unit trusts are traded at ruling prices and can engage in scrip lending and borrowing. Exchange rate movements, where applicable, may affect the value of underlying investments. Different classes of units may apply and are subject to different fees and charges. A schedule of the maximum fees, charges and commissions is available upon request. Commission and incentives may be paid, and if so, would be included in the overall costs. All funds are valued and priced at 15:00 each business day and at 17:00 on the last business day of the month. Forward pricing is used. The deadline for receiving instructions is 14:00 each business day in order to ensure same day value.

¹ Performance is quoted from Morningstar as at month-end for a lump sum investment using Class A Net Asset Value (NAV) prices with income distributions reinvested. NAV refers to the value of the fund's assets less the value of its liabilities, divided by the number of units in issue. Performance figures are quoted after the deduction of all costs incurred within the fund.

² The Total Expense Ratio (TER) is calculated as a percentage of the average NAV of the portfolio incurred as charges, levies and fees in the management of the portfolio for a rolling 12-month period to end September 2013. A higher TER ratio does not necessarily imply a poor return nor does a low TER imply a good return. The current disclosed TER cannot be regarded as an indication of future TERs.